

**USE  
AND  
CARE  
OF THE  
ARMY  
COMBAT  
UNIFORM  
(ACU)**





### Trouser Sizes (continued)

	NSEAM	WAIST
<b>LARGE</b>		
X-Short	Up to 26 ½ in.	35 to 39 in.
Short	26 ½ to 29 ½	35 to 39 in.
Regular	29 ½ to 32 ½	35 to 39 in.
Long	32 ½ to 35 ½	35 to 39 in.
X-Long	35 ½ to 38 ½	35 to 39 in.
XX-Long	Over 38 ½ in.	35 to 39 in.
<b>X-LARGE</b>		
X-Short	Up to 26 ½ in.	39 to 43 in.
Short	26 ½ to 29 ½	39 to 43 in.
Regular	29 ½ to 32 ½	39 to 43 in.
Long	32 ½ to 35 ½	39 to 43 in.
X-Long	35 ½ to 38 ½	39 to 43 in.
XX-Long	Over 38 ½	39 to 43 in.
<b>XX-LARGE</b>		
X-Short	Up to 26 ½ in.	43 to 47 in.
Short	26 ½ to 29 ½	43 to 47 in.
Regular	29 ½ to 32 ½	43 to 47 in.
Long	32 ½ to 35 ½	43 to 47 in.
X-Long	35 ½ to 38 ½	43 to 47 in.
XX-Long	Over 38 ½	43 to 47 in.

## Trouser Sizes

## FORWARD

	NSEAM	WAIST
<b>X-SMALL</b>		
X-Short	Up to 26 ½ in.	Up to 27 in.
Short	26 ½ to 29 ½	Up to 27 in.
Regular	29 ½ to 32 ½	Up to 27 in.
Long	32 ½ to 35 ½	Up to 27 in.
X-Long	35 ½ to 38 ½	Up to 27 in.
XX-Long	Over 38 ½	Up to 27 in.
<b>SMALL</b>		
X-Short	Up to 26 ½ in.	27 to 31 in.
Short	26 ½ to 29 ½	27 to 31 in.
Regular	29 ½ to 32 ½	27 to 31 in.
Long	32 ½ to 35 ½	27 to 31 in.
X-Long	35 ½ to 38 ½	27 to 31 in.
XX-Long	Over 38 ½ in.	27 to 31 in.
<b>MEDIUM</b>		
X-Short	Up to 26 ½ in.	31 to 35 in.
Short	26 ½ to 29 ½	31 to 35 in.
Regular	29 ½ to 32 ½	31 to 35 in.
Long	32 ½ to 35 ½	31 to 35 in.
X-Long	35 ½ to 38 ½	31 to 35 in.
XX-Long	Over 38 ½ in.	31 to 35 in.

This booklet was prepared to help you understand how to care for the Coat, Trousers, boots and Patrol Cap of the Army Combat Uniform.

This uniform will protect you only if you take care of it and wear it properly.

Use of commercial or heated press (dry cleaning, starch, or hot iron) will damage hook-and- loop areas and the zipper of this uniform.

## COAT

The ACU Coat is a single-breasted design with long sleeves and a stand-up collar with hook-and-loop fastener tape closure. The front has two angled chest pockets with hook-and-loop closure flaps. Above each chest pocket, there are loop fastener tape strips. The name tape will be placed on the right, US Army tape on the left. Centered on the chest, between the breast pockets, is a loop fastener to hold the individual's rank insignia. The back of the coat contains an integrated bi-swing pleat.

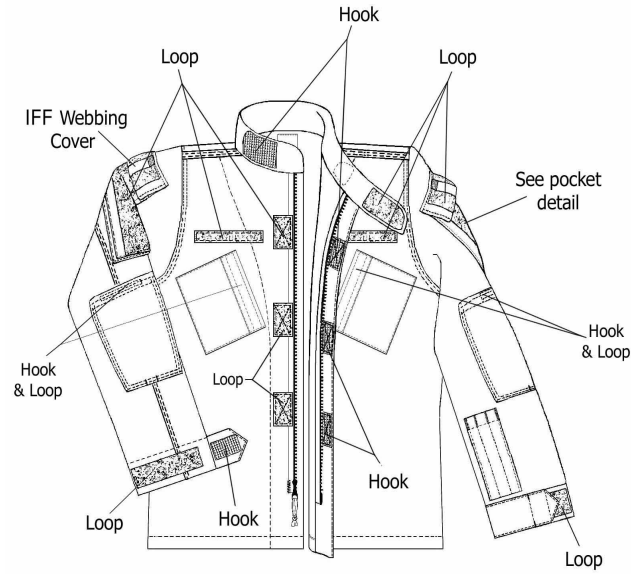
The upper sleeves each contain loop-fastener covered pockets to hold left and right Shoulder Sleeve Insignia, (unit and combat patches), skill tabs, and US Flag. The top flap of each sleeve pocket bears a piece of Identification Friend or Foe (IFF) tape. Below each sleeve pocket, there are openings secured by hook-and-loop fasteners for the elbow pads to be inserted. The left sleeve contains a three-channel pen/pencil pocket. The cuff openings can be adjusted by the use of hook-and-loop fasteners.

### Coat Sizes (continued)

	HEIGHT	CHEST
<b>LARGE</b>		
XX-Short	55 to 59 in.	41 to 45 in.
X-Short	59 to 63 in.	41 to 45 in.
Short	63 to 67 in.	41 to 45 in.
Regular	67 to 71 in.	41 to 45 in.
Long	71 to 75 in.	41 to 45 in.
X-Long	75 to 79 in.	41 to 45 in.
XX-Long	Above 79 in.	41 to 45 in.
<b>X-LARGE</b>		
XX-Short	55 to 59 in.	45 to 49 in.
X-Short	59 to 63 in.	45 to 49 in.
Short	63 to 67 in.	45 to 49 in.
Regular	67 to 71 in.	45 to 49 in.
Long	71 to 75 in.	45 to 49 in.
X-Long	75 to 79 in.	45 to 49 in.
XX-Long	Above 79 in.	45 to 49 in.
<b>XX-LARGE</b>		
Regular	67 to 71 in.	49 to 53 in.
Long	71 to 75 in.	49 to 53 in.
X-Long	75 to 79 in.	49 to 53 in.

## Coat Sizes

	HEIGHT	CHEST
<b>X-SMALL</b>		
XX-Short	55 to 59 in.	Up to 33 in.
X-Short	59 to 63 in.	Up to 33 in.
Short	63 to 67 in.	Up to 33 in.
Regular	67 to 71 in.	UP to 33 in.
Long	71 to 75 in.	Up to 33 in.
X-Long	75 to 79 in.	UP to 33 in.
<b>SMALL</b>		
XX-Short	55 to 59 in.	33 to 37 in.
X-Short	59 to 63 in.	33 to 37 in.
Short	63 to 67 in.	33 to 37 in.
Regular	67 to 71 in.	33 to 37 in.
Long	71 to 75 in.	33 to 37 in.
X-Long	Above 75 in.	33 to 37 in.
<b>MEDIUM</b>		
XX-Short	55 to 59 in.	37 to 41 in.
X-Short	59 to 63 in.	37 to 41 in.
Short	63 to 67 in.	37 to 41 in.
Regular	67 to 71 in.	37 to 41 in.
Long	71 to 75 in.	37 to 41 in.
X-Long	75 to 79 in.	37 to 41 in.
XX-Long	Above 79 in.	37 to 41 in.



## TROUSER

The trousers have a four-button front fly and an adjustable waist drawstring. There are right and left hip pockets and two rear button pockets.

The tilted cargo pockets on each leg are secured by hook-and-loop fasteners and an elastic drawstring with barrel lock. Below the cargo pockets, there are openings secured by hook-and-loop fasteners for the knee pads to be inserted. The left and right lower leg pockets are also secured by hook-and-loop fasteners, and the legs contain hem draw cords.

## WASH INSTRUCTIONS

1. Before washing, remove all patches from the coat, and all items from the pockets. Close all hook-and-loop fasteners to prevent snagging.
2. **WASHING.** Machine wash in cold water, using permanent press cycle, or hand wash using a mild detergent that does NOT contain optical brighteners. Rinse completely. **DO NOT WRING OR TWIST.** Hang dry or machine dry on low to medium setting, between 140 –160 degrees Fahrenheit.
3. **DO NOT USE CHLORINE BLEACH.**
4. **DO NOT DRY CLEAN, STARCH, or COMMERCIALY HOT PRESS.**
5. Do not apply heat or iron to any hook or loop fastener areas.

## REPAIR

Small rips and tears can be hand or machined stitched, or mended with the use of patches.

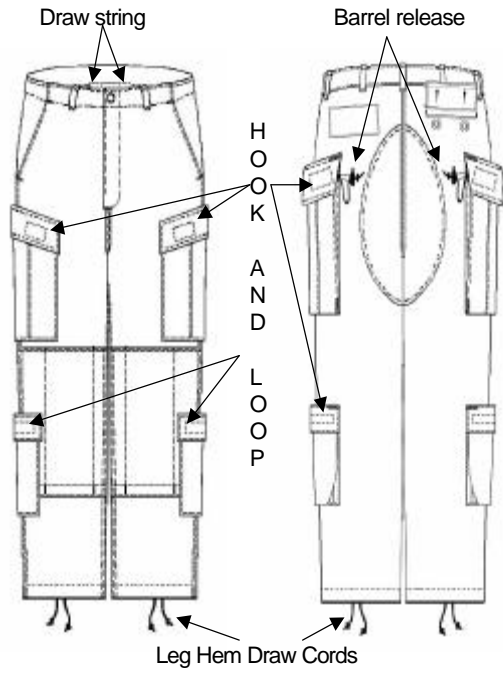

## REPLACEMENT GARMENT IF:

1. Rips or tears cannot be repaired by hand or sewing machine.
2. Hook or loop fasteners are melted, frayed, or otherwise rendered unserviceable due to dry cleaning or pressing.
3. Zipper fails due to dry cleaning or pressing, or becomes damaged from use.

Hot Weather  
Combat Boot



Temperate Weather  
Combat Boot

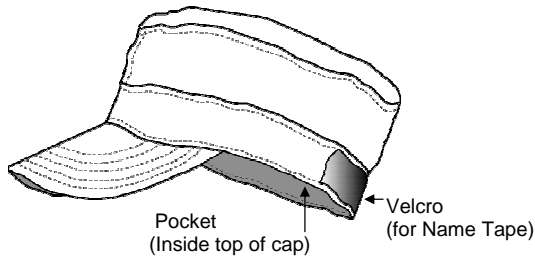


## PATROL CAP

1. **Sizes:** This cap is supplied in sizes 6 3/8" through 8", in 1/8 " increments.
2. **Cap:** Camouflage, cotton/nylon, wind-resistant rip-stop poplin water repellent cloth with a circular crown and pocket inside, conforming to type IV of MIL-C 43468, NSN 8415-01-196 9106 through 8415-01-196-9128.

## WASH INSTRUCTIONS

1. Hand or machine wash using permanent press cycle, cold water, and mild detergent.
2. **DO NOT WRING OR TWIST.** Rinse in clean cold water.
3. **DO NOT USE CHLORINE BLEACH OR STARCH.**
4. Dry at low heat (Do not exceed 130 degrees Fahrenheit) or hang dry.



## ARMY COMBAT BOOT

### Temperate Weather & Hot Weather Combat Boots

1. **Sizes:** These boots are supplied in whole and half sizes 2 through 16 and widths N (B), R (D), W (EE), and XW (EEEE). In some instances, it may be necessary to select a slightly larger size than normally worn in order to allow for normal swelling of the feet and the use of insole inserts or cushioned socks.
2. **Breaking-In:** DO NOT soak boots in water or bake in an oven to break-in. Boots should be worn-in gradually at first with ever-increasing walking or marching distances while remaining comfortable.
3. Your Hot Weather Combat Boots are water-resistant, and are meant to be worn when it is most comfortable to the user. Your Temperate Weather Combat Boots are waterproof and are designed for wear in cooler temperatures above 32°F. Boots may become damp or wet due to excessive perspiration or water coming over the top of the boot. If boots become wet, empty excess water, change socks, and continue to wear while changing socks regularly. Boots will dry much faster when worn than if left to stand and dry. DO NOT expose boots to excessive heat to dry, including hair dryers, heating vents, stoves etc.
4. Your Combat Boots are designed to be easy to care for. The nylon quarter side panels of your boots are as strong as leather and will last if cared for properly. To clean your Combat Boots, brush with stiff nylon bristle brush to clean and then use warm water.
5. Trousers should be bloused over the outside and below the comfort collar of the boot.